



Washington County, TX

# My Treasurers Report

## Summary

Date Range: 09/01/2024 - 09/30/2024

Fund	Beginning Cash Balance	Revenues	Expenses	Net Change Assets	Net Change Liabilities	Calculated Ending Balance	Actual Ending Balance	Calculated - Actual Ending
010 - GENERAL FUND	955,702.41	1,224,764.55	1,844,926.89	0.00	-173,186.57	508,726.64	1,031,499.79	-522,773.15
015 - ENGINEERING & DEVELOPMENT SERVICES	1,379,886.93	116,612.81	440,947.89	0.00	-32,135.05	1,087,666.90	1,074,352.55	13,334.35
016 - CONSTABLES FORFEITURE FUND	0.00	2,708.61	1,120.99	0.00	0.00	1,587.62	0.00	1,587.62
020 - SB 22	0.00	0.00	23,133.16	0.00	-2,069.21	-21,063.95	0.00	-21,063.95
021 - HIGHWAY 290/36	31,891.45	2,589.62	0.00	0.00	0.00	34,481.07	31,919.91	2,561.16
022 - OPIOID SETTLEMENT	0.00	28.64	0.00	0.00	0.00	28.64	0.00	28.64
023 - JP TECHNOLOGY	30,662.94	1,025.21	1,281.83	0.00	0.00	30,406.32	29,964.75	441.57
024 - DISTRICT ATTORNEY LEOSE FUNDS	6,503.31	5.80	0.00	0.00	0.00	6,509.11	6,509.11	0.00
025 - DISTRICT ATTORNEY	-39,035.64	76,906.68	83,005.85	0.00	-6,371.71	-38,763.10	-38,766.10	0.00
026 - DISTRICT ATTORNEY - HOT CHECK	487.77	1.00	0.00	0.00	0.00	488.77	488.77	0.00
027 - CAPEX GENERAL FUND	0.00	0.00	0.00	0.00	0.00	0.00	0.00	0.00
029 - EMS	-3,014,949.23	679,899.32	940,929.15	0.00	-48,097.44	-3,227,881.62	-3,227,881.62	0.00
030 - AMBULANCE SERVICE SUPPLEMENT PAYMENT	45,470.28	25.52	45,043.80	0.00	0.00	452.00	452.00	0.00
031 - AMERICAN RESCUE PLAN ACT	890,980.01	12,324.53	18,081.89	0.00	0.00	885,222.65	873,677.21	11,545.44
032 - CORONAVIRUS RELIEF FUND	-73,701.61	-72.30	0.00	0.00	0.00	-73,773.91	-73,773.91	0.00
033 - SILVER CRAYON PROJECT	0.00	0.00	0.00	0.00	0.00	0.00	0.00	0.00
034 - AVIATION CAPITAL IMPROVEMENT FUND	0.00	0.00	0.00	0.00	0.00	0.00	0.00	0.00
035 - EMS DONATION	108,417.33	8,483.94	19,945.51	0.00	0.00	96,955.76	96,293.37	662.39
036 - CRIMINAL JUSTICE	18,921.26	28,210.01	0.00	0.00	0.00	47,131.27	47,131.27	0.00
037 - RURAL ADDRESSING	53,962.93	679.00	1,275.00	0.00	0.00	53,366.93	52,814.96	551.97
038 - NARCOTIC	0.00	0.00	0.00	0.00	0.00	0.00	0.00	0.00
039 - LAW LIBRARY	64,489.94	792.25	1,077.00	0.00	0.00	64,205.19	64,205.19	0.00
040 - CHECK AND PROCESS	24,035.88	425.00	0.00	0.00	0.00	24,460.88	24,460.88	0.00
041 - SHERIFF ESCROW	28,655.82	25.58	0.00	0.00	0.00	28,681.40	28,681.40	0.00
042 - CHILD FOSTER CARE	43,340.77	614.46	1,022.94	0.00	0.00	42,932.29	42,496.72	441.57
043 - EDS CAPEX FUND	0.00	0.00	0.00	0.00	0.00	0.00	0.00	0.00
044 - SNACK ACCOUNT	6,992.02	6.24	0.00	0.00	0.00	6,998.26	6,998.26	0.00
045 - SCHOOL LAND DAMAGE	6,463.65	138.23	0.00	0.00	0.00	6,601.88	6,469.42	132.46
046 - PERMANENT SCHOOL / AVAILABILITY	286,749.32	6,123.32	1,170.00	0.00	0.00	291,702.64	285,834.21	5,868.43
048 - SCHOOL LAND IMPROVEMENT	99,625.32	1,965.66	0.00	0.00	0.00	101,590.98	99,714.24	1,876.74
049 - DISTRICT ATTORNEY FORFEITURE ACCOUNT	86,743.69	1,084.80	0.00	0.00	0.00	87,828.49	87,828.49	0.00
050 - SHERIFF FORFEITURE ACCOUNT	5,225.79	10.68	0.00	0.00	0.00	5,236.47	5,236.47	0.00
051 - FORFEITURE OF ASSETS ACCOUNT	0.00	0.00	0.00	0.00	0.00	0.00	0.00	0.00
052 - RECORD MANAGEMENT PRESERVATION	148,489.38	7,768.87	2,980.00	0.00	0.00	153,278.25	151,955.48	1,324.77
053 - OPEB FUNDING	25,141.71	1,016.00	0.00	0.00	0.00	26,157.71	25,164.15	993.56
054 - DISTRICT CLERK - RMP	75,004.18	66.94	0.00	0.00	0.00	75,071.12	75,071.12	0.00
055 - COUNTY AND DISTRICT CLERK TECH FUND	26,030.36	125.40	0.00	0.00	0.00	26,155.76	26,155.76	0.00

Fund	Beginning Cash Balance	Revenues	Expenses	Net Change Assets	Net Change Liabilities	Calculated Ending Balance	Actual Ending Balance	Calculated - Actual Ending
056 - RECORD PRESERVATION	4,317.21	1,229.28	0.00	0.00	0.00	5,546.49	4,994.52	551.97
057 - SEIZURE ACCOUNT	0.00	0.00	0.00	0.00	0.00	0.00	0.00	0.00
058 - VACANT FUND	0.00	0.00	0.00	0.00	0.00	0.00	0.00	0.00
059 - ARCHIVE FEE COUNTY CLERK	84,688.18	6,118.51	47,594.67	0.00	0.00	43,212.02	42,770.45	441.57
060 - PERSONNEL / EMPLOYEE TESTING	18,395.96	15.91	566.00	0.00	0.00	17,845.87	17,845.87	0.00
061 - CONSTABLE PRECINCT 1 TRAINING FUND	2,905.58	5.94	0.00	0.00	0.00	2,911.52	2,911.52	0.00
062 - CONSTABLE PRECINCT 2 TRAINING FUND	3,937.31	8.04	0.00	0.00	0.00	3,945.35	3,945.35	0.00
063 - CONSTABLE PRECINCT 3 TRAINING FUND	3,610.04	7.38	0.00	0.00	0.00	3,617.42	3,617.42	0.00
064 - CONSTABLE PRECINCT 4 TRAINING FUND	8,536.98	17.44	0.00	0.00	0.00	8,554.42	8,554.42	0.00
065 - COMMUNITY SERVICE RESTITUTION	61,717.82	126.09	0.00	0.00	0.00	61,843.91	61,843.91	0.00
066 - PECAN GLEN ROAD DISTRICT DEBT SERVICE	29,488.73	4.83	89.47	0.00	0.00	29,404.09	29,404.09	0.00
067 - INTEREST AND SINKING FUND	65,554.74	13,320.30	0.00	0.00	0.00	78,875.04	70,096.00	8,779.04
068 - PECAN GLEN ROAD DISTRICT PROJECT ACCOUNT	16,442.27	2.02	0.00	0.00	0.00	16,444.29	16,444.29	0.00
069 - COURTHOUSE RESTORATION FUND	0.00	0.00	0.00	0.00	0.00	0.00	0.00	0.00
070 - COURTHOUSE SECURITY	118,385.25	2,103.24	0.00	0.00	0.00	120,488.49	119,826.10	662.39
071 - DISTRICT COURT ARCHIVE FUND	29,152.40	26.02	0.00	0.00	0.00	29,178.42	29,178.42	0.00
072 - UNCLAIMED AND ABANDONED PROPERTY	28,126.77	64.97	0.00	0.00	0.00	28,191.74	28,191.74	0.00
073 - HOMELAND SECURITY	596.61	0.53	0.00	0.00	0.00	597.14	597.14	0.00
074 - WC-TX COMMUNITY DEVELOPMENT PROGRAM	648.29	1.32	0.00	0.00	0.00	649.61	649.61	0.00
075 - ENGINEERING AND DEVELOPMENT CLEARING	15,558.10	-8.62	0.00	0.00	0.00	15,549.48	14,944.48	605.00
076 - TOBACCO SETTLEMENT	145,145.30	1,455.35	3,084.85	0.00	0.00	143,515.80	142,187.24	1,328.56
077 - JUSTICE OF THE PEACE 4 PAYABLE	9,569.77	0.00	0.00	0.00	4,961.89	4,607.88	4,607.88	0.00
078 - SHERIFF EQUIPMENT	0.00	0.00	0.00	0.00	0.00	0.00	0.00	0.00
079 - EXPO	0.00	-30.32	0.00	0.00	33,952.50	-33,982.82	0.00	-33,982.82
080 - CLERK ELECTIONS ACCOUNT	31,573.15	28.01	195.73	0.00	0.00	31,405.43	31,405.43	0.00
081 - HAVA GRANT EQUIPMENT ACCOUNT	2,625.00	0.00	0.00	0.00	0.00	2,625.00	2,625.00	0.00
082 - JUSTICE OF THE PEACE 3 PAYABLE	10,811.73	0.00	0.00	0.00	2,046.09	8,765.64	8,765.64	0.00
083 - JUSTICE OF THE PEACE 2 PAYABLE	9,303.15	0.00	0.00	0.00	2,527.41	6,775.74	6,775.74	0.00
084 - JUSTICE OF THE PEACE 1 PAYABLE	9,266.22	0.00	0.00	0.00	-823.80	10,090.02	10,090.02	0.00
085 - BRAZOS VALLEY HOME CONSORTIUM	0.00	0.00	0.00	0.00	0.00	0.00	0.00	0.00
086 - 2008 HEALTH PILOT GRANT	29,941.36	26.72	0.00	0.00	0.00	29,968.08	29,968.08	0.00
087 - TDRA	0.00	0.00	0.00	0.00	0.00	0.00	0.00	0.00
088 - BAIL BOND ACCOUNT	8,109.85	7.24	0.00	0.00	0.00	8,117.09	8,117.09	0.00
089 - SHERIFF GRANT FUND	0.00	0.00	0.00	0.00	0.00	0.00	0.00	0.00
090 - BPA/DA SEIZURE ACCOUNT	98,027.87	9,655.86	4,151.51	0.00	0.00	103,532.22	103,532.22	0.00
091 - SO TRAINING FUND	14,760.94	13.17	0.00	0.00	0.00	14,774.11	14,774.11	0.00
092 - SO DONATION FUND	73,630.55	65.42	330.00	0.00	0.00	73,365.97	73,365.97	0.00
093 - HOTEL / MOTEL TAX	13,574.11	3,452.67	33,274.32	0.00	0.00	-16,247.54	5,996.92	-22,244.46
094 - HEALTHY COUNTY REWARDS	3,601.11	3.21	0.00	0.00	0.00	3,604.32	3,604.32	0.00
095 - ENVIRONMENTAL CLEARING	0.00	0.00	0.00	0.00	0.00	0.00	0.00	0.00
096 - CO. ATTY. PRETRIAL DIVERSION	25,585.43	1,524.17	0.00	0.00	0.00	27,109.60	27,109.60	0.00
097 - GENERAL FIXED ASSETS	0.00	0.00	0.00	0.00	0.00	0.00	0.00	0.00
098 - PAYROLL CLEARING FUND	887,371.95	-838,544.21	0.00	0.00	-258,754.58	307,582.32	48,557.24	259,025.08

My Treasurers Report

Date Range: 09/01/2024 - 09/30/2024

Fund	Beginning Cash Balance	Revenues	Expenses	Net Change Assets	Net Change Liabilities	Calculated Ending Balance	Actual Ending Balance	Calculated - Actual Ending
099 - POOLED CASH	0.00	0.00	0.00	0.00	763,686.17	-763,686.17	0.00	-763,686.17
<b>Report Total:</b>	<b>3,187,147.70</b>	<b>1,375,056.86</b>	<b>3,515,228.45</b>	<b>0.00</b>	<b>285,735.70</b>	<b>761,240.41</b>	<b>1,812,246.68</b>	<b>-1,051,006.27</b>



Washington County, TX

# My Treasurers Report

## Summary

Date Range: 09/01/2024 - 09/30/2024

Fund	Beginning Cash Balance	Revenues	Expenses	Net Change Assets	Net Change Liabilities	Calculated Ending Balance	Actual Ending Balance	Calculated - Actual Ending
010 - GENERAL FUND	23,809,079.06	1,224,764.55	1,844,926.89	-478,871.61	-478,871.61	24,146,659.94	23,330,207.45	816,452.49
015 - ENGINEERING & DEVELOPMENT SERVICES	3,141,820.52	116,612.81	440,947.89	13,334.35	13,334.35	2,790,816.74	3,155,154.87	-364,338.13
021 - HIGHWAY 290/36	607,327.67	2,589.62	0.00	2,561.16	2,561.16	604,794.97	609,888.83	-5,093.86
023 - JP TECHNOLOGY	104,711.68	1,025.21	1,281.83	441.57	441.57	103,571.92	105,153.25	-1,581.33
030 - AMBULANCE SERVICE SUPPLEMENT PAYMENT	0.00	25.52	45,043.80	0.00	0.00	-45,018.28	0.00	-45,018.28
031 - AMERICAN RESCUE PLAN ACT	2,720,319.32	12,324.53	18,081.89	11,545.44	11,545.44	2,691,471.08	2,731,864.76	-40,393.68
032 - CORONAVIRUS RELIEF FUND	0.00	-72.30	0.00	0.00	0.00	-72.30	0.00	-72.30
035 - EMS DONATION	157,067.45	8,483.94	19,945.51	662.39	662.39	144,281.10	157,729.84	-13,448.74
037 - RURAL ADDRESSING	130,889.63	679.00	1,275.00	551.97	551.97	129,189.69	131,441.60	-2,251.91
042 - CHILD FOSTER CARE	104,711.68	614.46	1,022.94	441.57	441.57	103,420.06	105,153.25	-1,733.19
045 - SCHOOL LAND DAMAGE	31,413.48	138.23	0.00	132.46	132.46	31,286.79	31,545.94	-259.15
046 - PERMANENT SCHOOL / AVAILABILITY	1,391,576.10	6,123.32	1,170.00	5,868.43	5,868.43	1,384,792.56	1,397,444.53	-12,651.97
048 - SCHOOL LAND IMPROVEMENT	445,024.55	1,965.66	0.00	1,876.74	1,876.74	443,236.73	446,901.29	-3,664.56
052 - RECORD MANAGEMENT PRESERVATION	314,134.95	7,768.87	2,980.00	1,324.77	1,324.77	316,274.28	315,459.72	814.56
053 - OPEB FUNDING	235,601.29	1,016.00	0.00	993.56	993.56	234,630.17	236,594.85	-1,964.68
056 - RECORD PRESERVATION	130,889.63	1,229.28	0.00	551.97	551.97	131,014.97	131,441.60	-426.63
059 - ARCHIVE FEE COUNTY CLERK	104,711.68	6,118.51	47,594.67	441.57	441.57	62,352.38	105,153.25	-42,800.87
067 - INTEREST AND SINKING FUND	2,081,751.54	13,320.30	0.00	8,779.04	8,779.04	2,077,513.76	2,090,530.58	-13,016.82
070 - COURTHOUSE SECURITY	157,067.45	2,103.24	0.00	662.39	662.39	157,845.91	157,729.84	116.07
076 - TOBACCO SETTLEMENT	315,034.26	1,455.35	3,084.85	1,328.56	1,328.56	310,747.64	316,362.82	-5,615.18
093 - HOTEL / MOTEL TAX	671,521.50	3,452.67	33,274.32	-22,244.46	-22,244.46	686,188.77	649,277.04	36,911.73
<b>Report Total:</b>	<b>36,654,653.44</b>	<b>1,411,738.77</b>	<b>2,460,629.59</b>	<b>-449,618.13</b>	<b>-449,618.13</b>	<b>36,504,998.88</b>	<b>36,205,035.31</b>	<b>299,963.57</b>

WASHINGTON COUNTY INVESTMENT REPORT 2024

#	Purchase Mo	FUND	PMT Term	TERM	Mat Date	DEP	W/D's	Dates	Mo Int	BALANCE	CUSIP	%	YTD INT
1	BOB	TASP	30	12 months	7/22/2024		\$209,007.13			\$0.00		4.40%	\$9,007.13
2	BOB	TOBACCO SETTLEMENT	76	12 months	7/26/2024		\$78,378.87			\$0.00		4.40%	\$3,378.87
3	Tx Class	GEN'L 5.260%	10				\$1,500,000.00	9/20/2024	\$33,881.80	\$6,993,380.26		5.11%	\$607,255.56
		GENERAL FUND	10						\$4,246.59	\$1,004,827.19		5.16%	\$4,827.19
4	Tx Pool	ARPA 5.3142%	31						\$11,545.44	\$2,731,864.76		5.16%	\$168,542.27
		EDS 5.3142%	15						\$13,334.35	\$3,155,154.87		5.16%	\$122,825.70
5	Tx Star	HWY 290/36	21						\$2,561.16	\$609,888.83		5.13%	\$23,682.08
		JP TECH	23						\$441.57	\$105,153.25		5.13%	\$4,083.11
		CARES	32							\$0.00		5.13%	\$1,326.48
		EMS DONATIONS	35						\$662.39	\$157,729.84		5.13%	\$6,124.66
		RURAL ADDR	37						\$551.97	\$131,441.60		5.13%	\$5,103.93
		CHILD FOSTER	42						\$441.57	\$105,153.25		5.13%	\$4,083.11
		SCHOOL DAMAGE	45						\$132.46	\$31,545.94		5.13%	\$1,224.89
		PERM SCHOOL	46						\$5,868.43	\$1,397,444.53		5.13%	\$54,262.98
		SCHOOL DAMAGE	48						\$1,876.74	\$446,901.29		5.13%	\$17,353.26
		RECORD MGMT	52						\$1,324.77	\$315,459.72		5.13%	\$12,249.34
		OPER FUNDS	53						\$993.56	\$236,594.85		5.13%	\$9,187.03
		RECORD PRES	56						\$551.97	\$131,441.60		5.13%	\$5,103.93
		CO CLK ARCHIVE	59						\$441.57	\$105,153.25		5.13%	\$4,083.11
		INT & SINKING	67						\$8,779.04	\$2,090,530.58		5.13%	\$81,734.59
		COURTHOUSE SEC	70						\$662.39	\$157,729.84		5.13%	\$6,124.66
		TOBACCO SETTLEMENT	76						\$1,328.56	\$316,362.82		5.13%	\$12,617.38
		HOTEL MOTEL	93						\$25,000.00	\$649,277.04		5.13%	\$19,461.48

WASHINGTON COUNTY INVESTMENT REPORT 2024

#	Purchase Mo	FUND	PMT Term	TERM	Mat Date	DEP	W/D's	Dates	Mo Int	BALANCE	CUSIP	%	YTD INT
6	January	SAFRA NATL BK NEW	Maturity	12 Months	01/10/2025	\$249,000			\$1,036.25	\$249,000	78658RNC1	4.60%	\$7,186.89
	January	ATLANTIC UN BK	Maturity	12 Months	01/10/2025	\$249,000			\$1,004.53	\$249,000	04911LAQ6	4.60%	\$6,966.89
	February	WHEATON BANK & TRUST	Maturity	6 Months	8/20/2024	\$209,000		MATURED	\$962721BF2	\$249,000	062721BF2	5.10%	\$5,314.90
	February	BARRINGTON B&TC NA	Maturity	6 Months	8/20/2024	\$200,000		MATURED	068513BR0	\$249,000	068513BR0	5.10%	\$5,086.03
	February	BANK OF AMERICA NA	Maturity	6 Months	8/22/2024	\$243,000		MATURED	06051XAL6	\$249,000	06051XAL6	5.00%	\$6,058.36
	August	ALPINE CAP BK NEW	Maturity	12 Months	8/22/2025	\$150,000			\$150,000	\$150,000	02084BA8	4.10%	\$6,058.36
	September	BANK OF AMERICA NAT'L	Maturity	12 Months	9/25/2025	\$240,000			\$240,000	\$240,000	06051XHL9	4.00%	
	January	AMERICAN FIRST CR UN	Monthly	12 Months	01/16/2025	\$249,000			\$1,036.25	\$249,000	02615ACH0	4.90%	\$7,186.89
	January	PROSPECT BK PARIS	Monthly	12 Months	01/16/2025	\$249,000			\$1,004.53	\$249,000	74349DDU1	4.75%	\$6,966.89
	January	COMMUNITYWIDE FCU	Monthly	12 Months	01/17/2025	\$249,000			\$1,057.40	\$249,000	20416TBE1	5.00%	\$6,733.71
	February	TRUSTONE FINANCIAL	Monthly	12 Months	2/27/2025	\$248,000			\$1,053.15	\$248,000	89841MBD8	5.00%	\$6,250.96
	February	SOUTHERN STS BK	Monthly	15 Months	04/14/2025	\$226,000			\$854.16	\$226,000	843879E26	4.45%	\$5,924.00
	February	STELLAR BANK	Monthly	15 Months	5/21/2025	\$249,000			\$951.66	\$249,000	85855TCB7	4.85%	\$5,844.66
	January	BROOKLINE BK MASS	Monthly	18 Months	07/14/2025	\$249,000			\$758.61	\$249,000	11373QLH9	4.50%	\$6,600.22
	January	INVESTAR BK NATL	Monthly	18 Months	07/17/2025	\$203,000			\$758.61	\$203,000	46091MAV0	4.40%	\$5,261.33
	January	1ST FINL BK USA	Monthly	18 Months	07/18/2025	\$249,000			\$919.94	\$249,000	32022RWWK9	4.35%	\$6,380.22
	January	HEARTLAND BK	Monthly	18 Months	07/18/2025	\$249,000			\$919.94	\$249,000	42236AX3	4.35%	\$6,380.22
	January	FARMERS & MERCHANTS	Monthly	18 Months	07/18/2025	\$249,000			\$919.94	\$249,000	307811JG5	4.35%	\$6,380.22
	January	FIRST BK OHIO TFFIN	Monthly	18 Months	07/29/2025	\$200,000			\$738.90	\$200,000	31926AAP8	4.35%	\$5,076.97
	February	STELLAR BANK	Monthly	18 Months	8/21/2025	\$200,000			\$815.34	\$200,000	85855TBW2	4.80%	\$4,839.44
	February	BORDER BANK	Monthly	19 Months	9/23/2025	\$200,000			\$789.86	\$200,000	09968TAU1	4.65%	\$4,688.30
	January	SOUTHERN FIRST BK N	Monthly	20 Months	09/23/2025	\$249,000			\$930.51	\$249,000	84287PIG8	4.40%	\$6,453.53
	January	PEOPLES BK CO	Monthly	24 Months	01/12/2026	\$244,000			\$891.10	\$244,000	710275AG3	4.30%	\$7,013.83
	January	OREGON CMNTY CR UN	Monthly	24 Months	01/12/2026	\$249,000			\$867.07	\$249,000	02519ACF2	4.10%	\$6,824.68
	January	AMERICAN COML BK &	Monthly	24 Months	01/16/2026	\$249,000			\$845.92	\$249,000	301074HQ6	4.00%	\$5,866.86
	January	EXCHANGE BK KEARNEY	Monthly	24 Months	01/20/2026	\$249,000			\$679.45	\$249,000	26853MAH7	4.00%	\$5,774.08
	January	EH NATL BK BEVERLY	Monthly	24 Months	01/20/2026	\$200,000			\$679.45	\$200,000	26853MAH7	4.00%	\$5,774.08
	January	COMMERCIAL BK ST	Monthly	27 Months	04/30/2026	\$249,000			\$1,768.58	\$249,000	201487AF2	4.25%	\$7,103.32
	January	STATE BK OF TOLEDO	Monthly	30 Months	07/31/2026	\$140,000			\$493.45	\$140,000	85642NAC8	4.15%	\$3,928.86
	January	ENTERPRISE BK & TR	Monthly	30 Months	07/31/2026	\$140,000			\$511.29	\$140,000	293675KTO	4.30%	\$5,529.53
	January	OLD DOMINION NATL BK	Monthly	36 Months	01/26/2027	\$249,000			\$856.49	\$249,000	679585CG2	4.05%	\$5,940.29
	January	INTERNATIONAL BK	Monthly	36 Months	01/26/2027	\$249,000			\$867.07	\$249,000	45906AC7	4.10%	\$6,013.55
	January	SAUK VY BK & TR CO	Monthly	36 Months	01/29/2027	\$249,000			\$877.64	\$249,000	804375EAT	4.15%	\$6,907.88
	January	WELLS FARGO BK N A	Monthly	36 Months	01/29/2027	\$249,000			\$888.21	\$249,000	949764LK8	4.20%	\$6,096.87
	January	FARMERS & MERCHANTS	Monthly	36 Months	02/01/2027	\$249,000			\$898.79	\$249,000	3086938G4	4.15%	\$6,058.55
	January	TTCU FED CR UN TULSA	Monthly	36 Months	02/01/2027	\$249,000			\$898.79	\$249,000	89854LAM5	4.25%	\$5,247.74
	February	DOGWOOD STATE BANK	Monthly	9 Months	11/29/2024	\$100,000			\$428.90	\$100,000	25660BBR3	5.05%	\$2,545.74
	March	MARINE FED CR UNION	Monthly	12 Months	3/20/2025	\$248,000			\$1,053.15	\$248,000	56824AAQ7	5.00%	\$5,197.81
	March	INVB BK INC FAIRMONT WV	Monthly	24 Months	3/27/2026	\$200,000			\$815.34	\$200,000	62847NEL6	4.80%	\$4,839.44
	August	WORKERS FED CR UN	Monthly	36 Months	8/23/2027	\$249,000			\$845.92	\$249,000	98138MCH1	4.00%	\$845.92
	August	GENERAL ELEC CR UN	Monthly	36 Months	8/27/2027	\$249,000			\$249,000	\$249,000	369674CX2	4.00%	
	September	FIRST HERITAGE BANK	Monthly	13 Months	10/27/2025	\$249,000			\$249,000	\$249,000	32050JCR9	4.00%	
	September	ROCKLAND	Monthly	13 Months	9/25/2025	\$249,000			\$249,000	\$249,000	77357DAJ7	4.05%	
	August	COVANTAGE CR UN	Quarterly	24 Months	8/24/2026	\$247,000			\$247,000	\$247,000	22282XAF7	4.15%	
	January	BMO BK NATL ASSN	Semi-Ann	18 months	07/10/2025	\$249,000			\$249,000	\$249,000	05610LEX8	4.40%	\$5,462.99
	January	MILESTONE BK SALT	Semi-Ann	18 months	07/10/2025	\$249,000			\$249,000	\$249,000	59934MAV0	4.35%	\$5,400.91
	January	SIMMONS BK PINE	Semi-Ann	18 months	07/11/2025	\$249,000			\$249,000	\$249,000	82869AEK7	4.50%	\$5,587.15

WASHINGTON COUNTY INVESTMENT REPORT 2024

January	WESTERN ALLIANCE BK	Semi-Ann	18 months	07/16/2025	\$249,000	\$249,000	95763PRQ6	4.60%	\$5,711.31
February	VALLEY NATIONAL BANK	Semi-Ann	18 Months	8/21/2025	\$200,000	\$200,000	919853KL4	4.85%	\$4,836.71
January	FLAGSTAR BK NATL	Semi-Ann	23 months	12/10/2025	\$249,000	\$249,000	33847GBZ4	4.40%	\$5,462.99
January	GOLDMAN SACHS BK USA	Semi-Ann	24 months	01/09/2026	\$249,000	\$249,000	38150VRH4	4.00%	\$4,966.36
January	BANK HOPE LOS	Semi-Ann	24 months	01/12/2026	\$249,000	\$249,000	062683JTS	4.30%	\$5,152.59
January	BNYW BK NORTH AMER	Semi-Ann	24 months	01/12/2026	\$249,000	\$249,000	05580AAZ4	4.15%	\$5,276.75
January	OHIO VY BK CO	Semi-Ann	24 months	01/16/2026	\$249,000	\$249,000	677721DG4	4.10%	\$5,090.51
January	DALLAS CAP BK NA TX	Semi-Ann	24 months	01/20/2026	\$249,000	\$249,000	234553EA9	4.00%	\$5,090.51
January	TOWNEBANK PORTSMOUTH	Semi-Ann	24 months	01/20/2026	\$200,000	\$200,000	89214PEF2	4.10%	\$4,238.36
January	AMERICAN BK & TR CO	Semi-Ann	30 months	07/30/2026	\$244,000	\$244,000	024263DD4	4.30%	\$5,231.63
January	FIRST FNDR BK	Semi-Ann	30 months	07/30/2026	\$244,000	\$244,000	32026JUP7	4.20%	\$5,109.96
January	BNY MELLON N A INSTL	Semi-Ann	36 Months	01/29/2027	\$245,000	\$245,000	05584CLC8	4.05%	\$4,947.66
January	FIRSTBANK PUERTO	Semi-Ann	36 Months	02/01/2027	\$244,000	\$244,000	33767GGH5	4.15%	\$5,049.13
February	SOUTH STORY BANK & TRUST	Semi-Ann	15 Months	5/28/2025	\$200,000	\$200,000	840461BF3	4.75%	\$4,736.99
May	FNMA	Semi-Ann	36 Months	5/14/2027	\$265,000	\$265,000	3135GAS85	5.00%	
June	MORGAN STANLEY BK SALT	Semi-Ann	18 months	12/5/2025	\$243,000	\$243,000	61690DRX8	5.20%	
June	MORGAN STANLEY PRIVATE	Semi-Ann	18 months	12/5/2025	\$243,000	\$243,000	61768EAV2	5.20%	
August	ORIENTAL BK BROKED	Semi-Ann	24 months	8/26/2026	\$163,000	\$163,000	68621KCK7	4.00%	
August	BARCLAYAS BK DEL	Semi-Ann	24 months	8/28/2026	\$150,000	\$150,000	06740KSW8	4.00%	
August	FEDERAL HOME LNTG	Semi-Ann	36 Months	8/20/2027	\$330,000	\$330,000	3134HAF57	4.00%	
August	HSBC BK USA NATL	Semi-Ann	36 Months	8/23/2027	\$244,000	\$244,000	44330J3E0	4.20%	
August	JPMORGAN CHASE BK N	Semi-Ann	36 Months	8/27/2027	\$220,000	\$220,000	46657VHE3	4.10%	
September	CADENCE BANK	Semi-Ann	18 months	3/19/2026	\$245,000	\$245,000	12739UBF2	4.05%	

March MONEY MARKET TR ACCT

\$74.18

\$187.95

Total Mo Int \$120,645.06 Total Balance \$ 36,205,035.31 YTD INT \$1,466,817.31

\$1,466,817.31

# Reportfolio

Bank of Brenham, Brenham, TX  
Published: 10/1/2024 2:30:38 PM

Management Report  
Pledged To: WASHINGTON COUNTY

Date: 30-Sep-24  
Section V-C  
Page: 28

Safekeeping Code	Cusip Trans#	Description Maturity	Prerfund	Pool Coupon	Moody StdPool	Original Face Pledged Percent	Original Face Value	Pledged Par Value	Pledged Book Value	Pledged Market Value
Location										
TIB	3128PBDR9	FHLMC Pool #C91912		C91912		\$1,200,000.00 100.00%	\$1,200,000.00	\$287,916.18	\$302,123.93	\$283,565.56
THE INDEPENDENT BANKERS AFS										
TIB	476944201710260	FHLMC Pool #C91912		3.000		\$1,200,000.00 100.00%	\$1,200,000.00	\$287,916.18	\$302,123.93	\$283,565.56
THE INDEPENDENT BANKERS AFS										
TIB	3138ESC71	FNMA Pool #AL9993		AL9993		\$2,000,000.00 100.00%	\$2,000,000.00	\$565,149.96	\$569,742.54	\$534,665.77
THE INDEPENDENT BANKERS AFS										
TIB	461285201704121	FNMA Pool #AL9993		3.000		\$2,000,000.00 100.00%	\$2,000,000.00	\$565,149.96	\$569,742.54	\$534,665.77
THE INDEPENDENT BANKERS AFS										
TIB	314418CG81	FNMA Pool #MA2922		MA2922		\$3,500,000.00 100.00%	\$3,500,000.00	\$913,340.26	\$920,851.23	\$866,695.97
THE INDEPENDENT BANKERS AFS										
TIB	456325201702101	FNMA Pool #MA2922		3.000		\$3,500,000.00 100.00%	\$3,500,000.00	\$913,340.26	\$920,851.23	\$866,695.97
THE INDEPENDENT BANKERS AFS										
TIB	3128PBDR9	FHLMC Pool #C91924		C91924		\$3,000,000.00 100.00%	\$3,000,000.00	\$710,728.32	\$718,053.17	\$677,665.24
THE INDEPENDENT BANKERS AFS										
TIB	461275201704121	FHLMC Pool #C91924		3.000		\$3,000,000.00 100.00%	\$3,000,000.00	\$710,728.32	\$718,053.17	\$677,665.24
THE INDEPENDENT BANKERS AFS										
TIB	3128PBDR9	FHLMC Pool #C91927		C91927		\$1,000,000.00 100.00%	\$1,000,000.00	\$170,499.92	\$172,396.40	\$162,239.20
THE INDEPENDENT BANKERS AFS										
TIB	463495201705100	FHLMC Pool #C91927		3.000		\$1,000,000.00 100.00%	\$1,000,000.00	\$170,499.92	\$172,396.40	\$162,239.20
THE INDEPENDENT BANKERS AFS										
TIB	314418CGSC9	FNMA Pool #MA3214		MA3214		\$1,250,000.00 100.00%	\$1,250,000.00	\$220,124.10	\$221,140.95	\$208,067.90
THE INDEPENDENT BANKERS AFS										
TIB	484406201801220	FNMA Pool #MA3214		3.000		\$1,250,000.00 100.00%	\$1,250,000.00	\$220,124.10	\$221,140.95	\$208,067.90
THE INDEPENDENT BANKERS AFS										
<u>6 MBS - Fixed Rate</u>										
TIB	667910GQ0	N W HARRIS CNTY TX MUNI UTILIT		3.250	AA	\$450,000.00 100.00%	\$450,000.00	\$450,000.00	\$445,893.83	\$431,599.50
THE INDEPENDENT BANKERS AFS										
TIB	482002201712181	N W HARRIS CNTY TX MUNI UTILIT		3.250	AA	\$450,000.00 100.00%	\$450,000.00	\$450,000.00	\$445,893.83	\$431,599.50
THE INDEPENDENT BANKERS AFS										
TIB	421033DY4	HAYS CNTY TX WC&ID #2		3.250	A1	\$475,000.00 100.00%	\$475,000.00	\$475,000.00	\$471,856.62	\$449,863.00
THE INDEPENDENT BANKERS AFS										
TIB	478390201711151	HAYS CNTY TX WC&ID #2		3.250	AA	\$475,000.00 100.00%	\$475,000.00	\$475,000.00	\$471,856.62	\$449,863.00
THE INDEPENDENT BANKERS AFS										
TIB	850218FW3	SPRING W TX MUNI UTILITY DIST		3.250	AA	\$500,000.00 100.00%	\$500,000.00	\$500,000.00	\$495,290.43	\$473,540.00
THE INDEPENDENT BANKERS AFS										
TIB	482008201712181	SPRING W TX MUNI UTILITY DIST		3.250	AA	\$500,000.00 100.00%	\$500,000.00	\$500,000.00	\$495,290.43	\$473,540.00
THE INDEPENDENT BANKERS AFS										
TIB	705116JUN9	PECAN GROVE TX MUNI UTILITY DI		2.750	A1	\$1,085,000.00 100.00%	\$1,085,000.00	\$1,085,000.00	\$1,065,645.74	\$864,701.60
THE INDEPENDENT BANKERS AFS										
TIB	530125201910160	PECAN GROVE TX MUNI UTILITY DI		2.750	AA	\$1,085,000.00 100.00%	\$1,085,000.00	\$1,085,000.00	\$1,065,645.74	\$864,701.60
THE INDEPENDENT BANKERS AFS										

\*\* If no data is shown, then there are no pledges for the current period.



# Reportfolio

Bank of Brenham, Brenham, TX

Published: 10/1/2024 2:30:38 PM

Management Report  
Pledged To: WASHINGTON COUNTY

Date: 30-Sep-24  
Section V-C  
Page: 29

## Safekeeping

Code	Cusip	Description	Pool	Moody	Original Face	Pledged	Pledged	Pledged	Pledged	Pledged
Location	Trans#	Maturity	Coupon	StdPool	Pledged Percent	Original Face Value	Par Value	Book Value	Market Value	
TI B	977810KG4	WOLFFORTH TX	2.375	AA-	\$1,245,000.00	\$1,245,000.00	\$1,245,000.00	\$1,240,955.98	\$913,419.15	
THE INDEPENDENT BANKERS AFS										
TI B	41423LFD3	HARRIS CNTY TX MUNI UTILITY DI	2.250	A3	\$1,755,000.00	\$1,755,000.00	\$1,755,000.00	\$1,716,821.84	\$1,153,403.55	
THE INDEPENDENT BANKERS AFS										
TI B	194748FX2	COLLIN CNTY TX MUNI UTILITY DI	3.000	A2	\$880,000.00	\$880,000.00	\$880,000.00	\$879,120.76	\$732,107.20	
THE INDEPENDENT BANKERS AFS										
TI B	187145KS5	CLIFTON TX HGR EDU FIN CORP ED	4.000	AAA	\$1,000,000.00	\$1,000,000.00	\$1,000,000.00	\$1,067,200.31	\$998,890.00	
THE INDEPENDENT BANKERS AFS										
TI B	61371TEZ8	MONTGOMERY CNTY TX MUNI UTILIT	3.000	A1	\$1,255,000.00	\$1,255,000.00	\$1,255,000.00	\$1,255,000.00	\$1,024,732.60	
THE INDEPENDENT BANKERS AFS										
TI B	97000VGC5	WILLIAMSON CNTY TX MUNI UTILIT	2.750	Baa3	\$1,330,000.00	\$1,330,000.00	\$1,330,000.00	\$1,330,000.00	\$1,045,872.10	
THE INDEPENDENT BANKERS AFS										
TI B	97001YEA4	WILLIAMSON CNTY TX MUNI UTILIT	3.000	A1	\$680,000.00	\$680,000.00	\$680,000.00	\$680,000.00	\$566,576.00	
THE INDEPENDENT BANKERS AFS										
TI B	13904ZVG7	CANYON TX REGL WTR AUTH CONTRA	2.500	A+	\$950,000.00	\$950,000.00	\$950,000.00	\$950,000.00	\$657,276.50	
THE INDEPENDENT BANKERS AFS										
TI B	41420YGD7	HARRIS CNTY TX MUNI UTILITY DI	2.375	AA	\$625,000.00	\$625,000.00	\$625,000.00	\$625,000.00	\$442,412.50	
THE INDEPENDENT BANKERS AFS										
TI B	82621RFA0	SIENA MUNI UTILITY DIST #2 TX	3.500	Baa1	\$1,175,000.00	\$1,175,000.00	\$1,175,000.00	\$1,166,906.36	\$1,048,241.00	
THE INDEPENDENT BANKERS AFS										

\*\* If no data is shown, then there are no pledges for the current period.

# Reportfolio

Bank of Brenham, Brenham, TX  
Published: 10/1/2024 2:30:38 PM

Management Report  
Pledged To: WASHINGTON COUNTY

Section V-C  
Date: 30-Sep-24  
Page: 30

## Safekkeeping


Code	Cusip	Description	Pool	Moody	Original Face	Pledged	Pledged	Pledged	Pledged	Pledged
Location	Trans#	Maturity	Coupon	StdPool	Pledged Percent	Original Face Value	Par Value	Book Value	Market Value	
TIB	0418067R5	ARLINGTON TX HGR EDU FIN CORP	3.850	AAA	100.00%	\$1,000,000.00	\$1,000,000.00	\$1,000,000.00	\$951,210.00	
-----										
THE INDEPENDENT BANKERS		AFS								
TIB	34684WFH9	FORT BEND CNTY TX MUNI UTILITY	2.625	Baa2	100.00%	\$1,550,000.00	\$1,550,000.00	\$1,530,866.27	\$1,131,298.50	
-----										
THE INDEPENDENT BANKERS		AFS								
TIB	3826043F1	GOOSE CREEK TX CONSOL INDEP SC	3.000	Aaa	100.00%	\$1,000,000.00	\$1,000,000.00	\$1,050,097.52	\$798,510.00	
-----										
THE INDEPENDENT BANKERS		AFS								
TIB	0418067T1	ARLINGTON TX HGR EDU FIN CORP	3.000	Aaa	100.00%	\$1,000,000.00	\$1,000,000.00	\$1,027,899.01	\$788,730.00	
-----										
THE INDEPENDENT BANKERS		AFS								
-----										
18 Muni Tax Exempt - Fixed Rate										
						\$17,955,000.00	\$17,955,000.00	\$17,998,554.67	\$14,472,383.20	
-----										
Total Pledged 24 To: WAS WASHINGTON COUNTY						\$29,905,000.00	\$20,832,758.74	\$20,902,862.89	\$17,205,282.84	
						\$0.00	\$0.00	\$0.00	\$0.00	
						\$17,955,000.00	\$2,877,758.74	\$2,877,758.74	\$2,877,758.74	

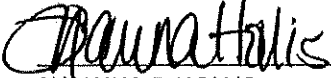
\*\* If no data is shown, then there are no pledges for the current period.


TREASURER'S REPORT

EXAMINED AND APPROVED BY WASHINGTON COUNTY INVESTMENT COMMITTEE

THIS 29th DAY OF October, 20 24

  
PEGGY KRAMER  
WASHINGTON CO. TREASURER

  
SHAWNA D HOLLIS  
WASHINGTON CO. AUDITOR

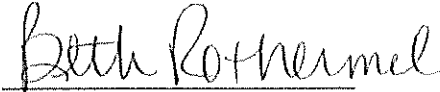
  
KIRK HANATH  
WASHINGTON CO.  
COMMISSIONER, PCT. 3

\*\*\*\*\*

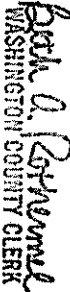
WASHINGTON COUNTY, TEXAS

FILED WITH THE EXHIBITS ACCOMPANYING SAME,

THIS 29th DAY OF October, 20 24



COUNTY CLERK

  
WASHINGTON COUNTY CLERK

2024 OCT 29 AM 10:22

FILED AND RECORDED

\*\*\*\*\*

EXAMINED AND APPROVED IN OPEN COMMISSIONERS' COURT

THIS 29th DAY OF October, 20 24

  
PRESIDING OFFICER OF COMMISSIONERS' COURT